

The Intertek logo consists of the word "Intertek" in a white, sans-serif font, centered within a dark blue rounded rectangular background.

**REPORT NUMBER: 100197151SAT-002A**  
ORIGINAL ISSUE DATE: October 28, 2010  
REVISED DATE:

**EVALUATION CENTER**  
Intertek Testing Services NA Inc.  
16015 Shady Falls Road  
Elmendorf, TX 78112

# TEST REPORT

Report of Testing "NB-2-2, 2 lb Spray Foam" for compliance with the applicable requirements of the following criteria: ASTM E84-10 TEST FOR SURFACE BURNING CHARACTERISTICS OF BUILDING MATERIALS (UL 723, UBC 8-1, NFPA 255)

**ABSTRACT**

Specimen I. D.	"NB-2-2, 2 lb Spray Foam"	
Test Standard:	ASTM E84-10 TEST FOR SURFACE BURNING CHARACTERISTICS OF BUILDING MATERIALS (UL 723, UBC 8-1, NFPA 255)	
Test Date:	October 28, 2010	
Test Results:	<b>FLAME SPREAD INDEX</b>	<b>15</b>
	<b>SMOKE DEVELOPED INDEX</b>	<b>300</b>

This report is for the exclusive use of Intertek's Client and is provided pursuant to the agreement between Intertek and its Client. Intertek's responsibility and liability are limited to the terms and conditions of the agreement. Intertek assumes no liability to any party, other than to the Client in accordance with the agreement, for any loss, expense or damage occasioned by the use of the report. Only the Client is authorized to copy or distribute this report and then only in its entirety. Any use of Intertek name or one of its marks for the sale or advertisement of the tested material, product or service must first be approved in writing by Intertek. The observations and test results in this report are relevant only to the sample tested. This report by itself does not imply that the material, product, or service is or has ever been under an Intertek certification program.

*Darrell R. Gonzales*

\_\_\_\_\_  
Darrell R. Gonzales  
Technician

October 28, 2010

Reviewed and approved:

*Servando Romo*

\_\_\_\_\_  
Servando Romo  
Project Manager

October 28, 2010



## I. INTRODUCTION

This report describes the results of the ASTM E84 TEST FOR SURFACE BURNING CHARACTERISTICS OF BUILDING MATERIALS a method for determining the comparative surface burning behavior of building materials. This test is applicable to exposed surfaces, such as ceilings or walls, provided that the material or assembly of materials, by its own structural quality or the manner in which it is tested and intended for use, is capable of supporting itself in position or being supported during the test period.

The purpose of the method is to determine the relative burning behavior of the material by observing the flame spread along the specimen. Flame spread and smoke density developed are reported, however, there is not necessarily a relationship between these two measurements.

“The use of supporting materials on the underside of the test specimen may lower the flame spread index from that which might be obtained if the specimen could be tested without such support... This method may not be appropriate for obtaining comparative surface burning behavior of some cellular plastic materials... Testing of materials that melt, drip, or delaminate to such a degree that the continuity of the flame front is destroyed, results in low flame spread indices that do not relate directly to indices obtained by testing materials that remain in place.”

This test method is also published under the following designations:

NFPA 255

UL 723

UBC 8-1

***This standard should be used to measure and describe the properties of materials, products, or assemblies in response to heat and flame under controlled laboratory conditions and should not be used to describe or appraise the fire hazard or fire risk of materials, products, or assemblies under actual fire conditions. However, results of this test may be used as elements of a fire risk assessment which takes into account all of the factors which are pertinent to an assessment of the fire hazard of a particular end use.***

## II. PURPOSE

The ASTM E84 (25 foot tunnel) test method is intended to compare the surface flame spread and smoke developed measurements to those obtained from tests of mineral fiber cement board and select grade red oak flooring. The test specimen surface (18 inches wide and 24 feet long) is exposed to a flaming fire exposure during the 10 minute test duration, while flame spread over its surface and density of the resulting smoke are measured and recorded. Test results are presented as the computed comparisons to the standard calibration materials.

The furnace is considered under calibration when a 10 minute test of red oak decking will pass flame out the end of the tunnel in five minutes, 30 seconds, plus or minus 15 seconds. Mineral fiber cement board forms the zero point for both flame spread and smoke developed indexes, while the red oak flooring smoke developed index is set as 100.

## III. TEST PROCEDURE

The tests were conducted in accordance with the procedures outlined in the ASTM E84. The specimens are placed directly on the tunnel ledges. As required by the standard, one or more layers of 0.25 inch thick reinforced concrete board are placed on top of the test sample between the sample and the tunnel lid. After the test, the samples are removed from the tunnel, examined and disposed of.

## IV. REVISION SUMMARY

DATE	SUMMARY

## V. DESCRIPTION OF TEST SPECIMENS

Date Received:	10/27/2010
Date placed in the conditioning room:	10/27/2010
Conditioning (73°F & 50% R.H.):	1 day
Specimen Width (in):	24
Specimen Length (ft):	24
Specimen Thickness (in):	2.38 nominal
Material Weight:	N/A
Total Specimen Weight (lbs):	188
Adhesive or coating application rate:	N/A

### **Mounting Method:**

The specimen was self-supporting. The specimen consisted of spray foam that was sprayed on to 0.50 inch thick cement board. The foam was facing down toward the flame.

### **Specimen Description:**

The specimen consisted of (4) 5-ft. long x 24-in. wide x 2.38-in. thick and (1) 4-ft. long x 24-in. wide x 2.38-in. thick spray foam.

The product was received by our personnel in good condition.



**VI. TEST RESULTS & OBSERVATIONS**

The test results, computed on the basis of observed flame front advance and electronic smoke density measurements are presented in the following table.

Test Specimen	Flame Spread Index	Smoke Developed Index
"NB-2-2, 2 lb Spray Foam"	15	300

The data sheets are included in Appendix A. These sheets are actual print-outs of the computerized data system which monitors the tunnel furnace, and contain all calibration and specimen data needed to calculate the test results.

**VII. OBSERVATIONS**

During the test, the specimen was observed to behave in the following manner.

Time (min:sec)	Observations
0:04	A steady ignition of the foam was observed
0:30	The foam began to sag
0:48	Cracking of the foam was observed
3:09	The foam began to flake

After the test, the specimen was observed to be damaged as follows:

Distance (FEET)	Damage Descriptions
0 - 10	Heavy char was observed
10 - 17	Light char was observed
17- 24	The foam was discolored

**APPENDIX A**  
**ASTM E84**  
**DATA SHEETS**

## TEST RESULTS

**FLAMESPREAD INDEX: 15**

**SMOKE DEVELOPED INDEX: 300**

## SPECIMEN DATA . . .

Time to Ignition (sec): 4

Time to Max FS (sec): 216

Maximum FS (feet): 3.8

Time to 980 F (sec): Never Reached

Time to End of Tunnel (sec): Never Reached

Max Temperature (F): 635

Time to Max Temperature (sec): 586

Total Fuel Burned (cubic feet): 52.80

FS\*Time Area (ft\*min): 33.4

Smoke Area (%A\*min): 297.4

Unrounded FSI: 17.2

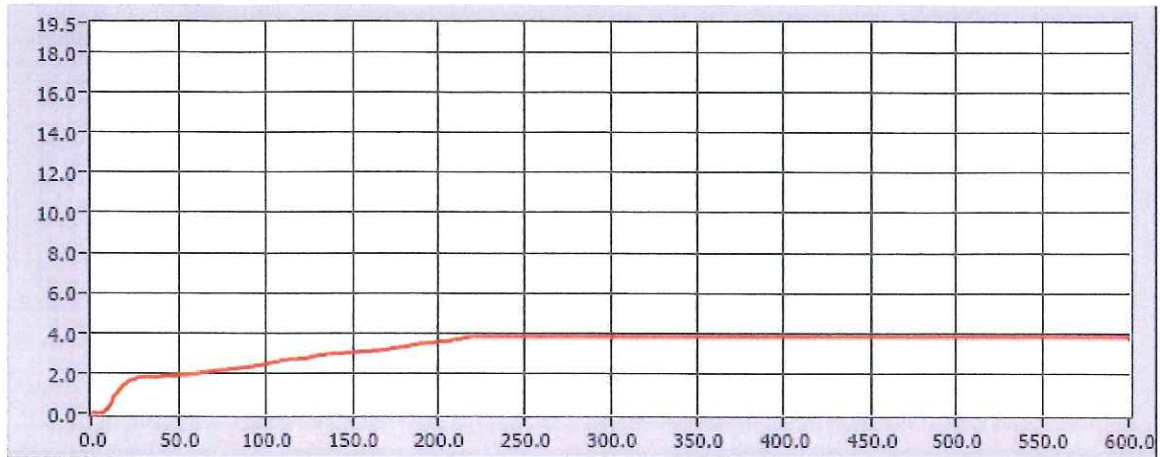
## CALIBRATION DATA . . .

Time to Ignition of Last Red Oak (Sec): 45.0

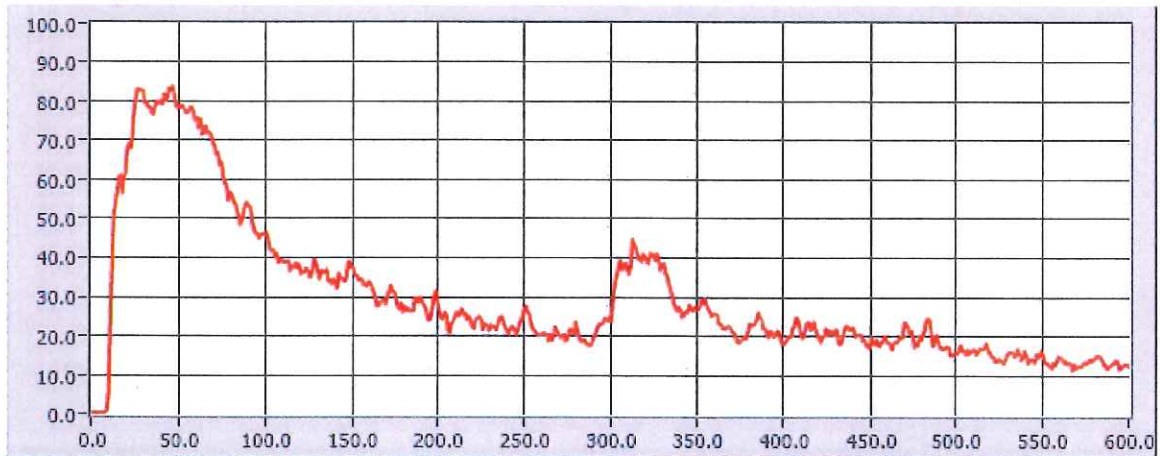
Red Oak Smoke Area (%A\*min): 101.4



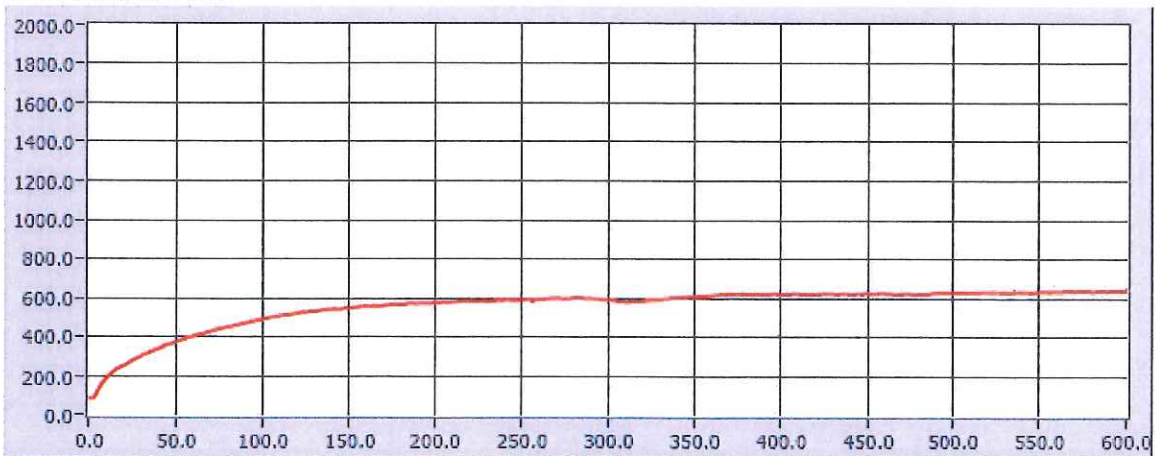
### FLAME SPREAD (ft)



### Smoke (%A)



### Temperature (°F)



Time (sec)

600

